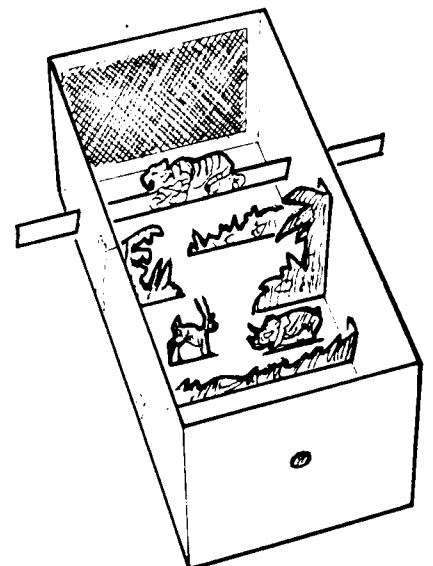





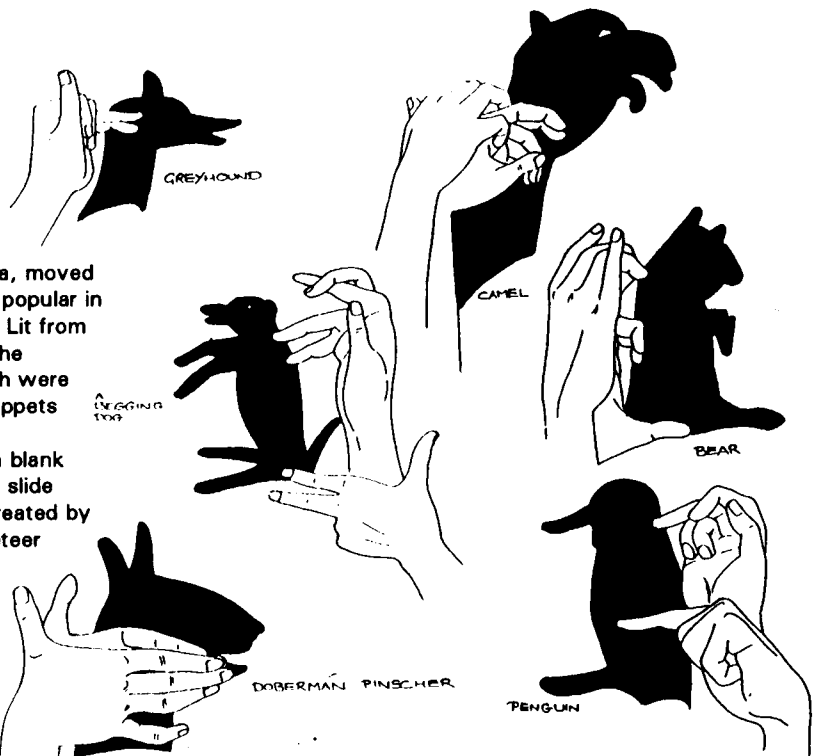


Shadow Puppets

Shadow puppets are thought to have originated in China, moved on to Asia, Turkey and Greece. They were particularly popular in Europe during the eighteenth and nineteenth centuries. Lit from behind, shadows would be projected on to a screen. The puppets themselves were made out of cardboard which were moved on rods. It is also possible to create shadow puppets using your hands to make the shape of animals.

In order to start creating your shadows you will need a blank wall or screen and a light source which can either be a slide projector, a lamp or a candle. The shadows are then created by placing your hand in the shapes shown with the puppeteer shading between the light source and the screen.



Cut out puppets

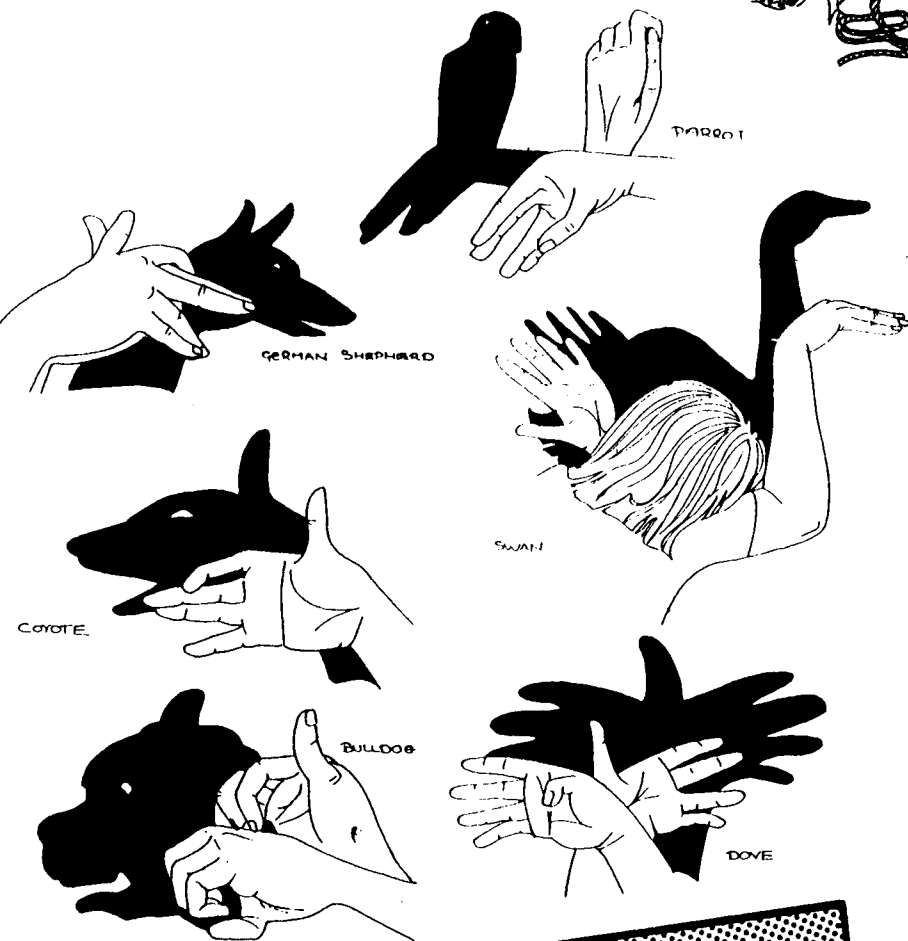
These puppets are made by collecting pictures from magazines and books and pasting these figures onto card. The figures are then cut out and painted black so creating silhouettes. A small stick is glued to the cut out so that it can be moved around the screen.





Putting on a shadow show

Once you have perfected hand shadows and cut outs, you may want to do something more daring. Because shadows are flat you can do unusual things behind the screen. For example in the illustration a surgeon is taking a variety of different objects from a victims stomach. You can also change the profile of your body by attaching props and cardboard cut outs to your body.



Special effects

When you put on a show it is useful to have interesting special effects to help build up the atmosphere and make the play and show become more real.

Rain

This sound is made by sprinkling uncooked rice on a baking tray. It sounds like rain on a window.

Flames

The sound of a fire may be made by crumpling up a ball of cellophane.

Thunder

Thunder is made by taking a large sheet of tin and shaking it violently backwards and forwards.

A change in weather

A change in weather effect can be achieved by using a dimmer switched light.

Ghostly effects

These can be done by using coloured light bulbs or by placing coloured cellophane in front of the bulbs.

Marching army

This sound is made by filling a tin with stones and shaking it up and down.

Horse's hooves

Two coconut halves or two empty paper cups and bringing them alternatively up and down on a table top.

Bird song

Find someone who is good at whistling and you will have no trouble reproducing a number of sounds.

Tape recording

If you have a tape recorder you can record any number of sounds from cars moving off to trains and police or ambulance sirens.

